

HE11210R
métal




—50

HE11210DR
MDF



—50

HE11210MR
bois



880

1.000

750

575


560



HE11213
métal



HE11213D
MDF




1.300

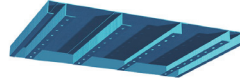

HE11213M
bois



905




avec
roues




4 renforts soudés à la part inférieure du plateau, perforés tous les 55mm, pour y accoupler 1 ou 2 blocs-tiroirs

HE11218R
métal




HE11218DR
MDF



1.800

HE11218MR
bois




1.455



HE11215R
métal



HE11215DR
MDF



1.500


HE11215MR
bois




1.125



HE11220R
métal




HE11220DR
MDF



2.000

HE11220MR
bois



1.565

